



































| Item Photo  | Item | Item Description   | Finish/ Color     | Location(s)                                | Qty.                          | Dimensions & Comments  | Order Contact   |
|---|------|--|-------------------|--|-------------------------------|--|---|
| <b>faucets:</b>   |      |  |                   |  |                               |  |   |
|    | F-1  | Dornbracht: Tara Classic Single-lever mixer with rinsing spray set; 33 826 888+ 27 718 970                             | matte platinum 06 | Kitchen~ island and counter                | 2                             | 9 1/4" spout projection-swivel spout; 15 3/4" h                                  | Allen Galvin @ Bath & Beyond 77 Connecticut St. San Francisco, CA tel: 415-552-5001 fax: 415-552-0714 |
|    | F-2  | Dornbracht: Tara Tap with pivotable and extendible spout   | matte platinum 06 | Kitchen~ pot filler                        | 1                             | 12 3/8"-19 1/8" extendable spout   | Allen Galvin @ Bath & Beyond 77 Connecticut St. San Francisco, CA tel: 415-552-5001 fax: 415-552-0714 |
|    | F-3  | Newport Brass-single hole kitchen faucet 2008 plus contemporary sidespray  | brushed nickel    | Pantry & Laundry                           | 2                             | 12 3/4"H plus spout; 7 1/8" spout  | Chris Goode @ Newport Brass Reference Quote # S1108228 tel: 877-560-2818 fax: 508-394-7900            |
|   | F-4  | Newport Brass: water filtration~cold water connects to filter(kitchen) 106C; hot water dispenser & heater(pantry) 106H | brushed nickel    | Kitchen~counter sink(cold) and Pantry(hot) | 1 filtered water; 1 hot water | 9 3/8" h: filter need for 106C(kitchen) and water heater needed for 106H(pantry) | Allen Galvin @ Bath & Beyond 77 Connecticut St. San Francisco, CA tel: 415-552-5001 fax: 415-552-0714 |
|  | F-5  | Dornbracht: Tara Two-hole basin bridge mixer(no pop-up)  | matte platinum 06 | powder & master                            | 3                             | approx. 11 3/8" h x 6 1/2" spout projection x 7 7/8" center to center            | Allen Galvin @ Bath & Beyond 77 Connecticut St. San Francisco, CA tel: 415-552-5001 fax: 415-552-0714 |
|  | F-6  | Newport Brass: 990L Widespread Lavatory Faucet w' lever handles  | brushed nickel    | Bath 1, 2, 3, 4                            | 5                             | 11 9/16"H x 7 9/16" projection   | Chris Goode @ Newport Brass Reference Quote # S1108228 tel: 877-560-2818 fax: 508-394-7900            |

| Item Photo  | Item  | Item Description   | Finish/Color                             | Location(s)      | Qty. | Dimensions & Comments   | Order Contact   |
|---|-------|--|--|------------------|------|---|---|
|    | F-7   | Kohler: Cannock faucets(and 1 soap dish)                                   | rough steel                              | Bunk Bath        | 2    | to be paired with Brockway wash sink; 4" spout x 8 3/8" wall to spout   | Allen Galvin @ Bath & Beyond 77 Connecticut St. San Francisco, CA tel: 415-552-5001 fax: 415-552-0714 |
|    | F-8   | Dornbracht: Tara wall mounted basin mixer- spout on left w' deck mounted   | matte black                              | Bar              | 1    | 7 1/2" projection; 10" x 2 1/8" cover plate(add Tara sprayer to match)  | Allen Galvin @ Bath & Beyond 77 Connecticut St. San Francisco, CA tel: 415-552-5001 fax: 415-552-0714 |
|    | F-8.B | Dornbracht: Tara Classic Rinsing Spray Set 27 718 920                      | Black & Matte Platinum(to match kitchen) | Bar              | 1    |   | Allen Galvin @ Bath & Beyond 77 Connecticut St. San Francisco, CA tel: 415-552-5001 fax: 415-552-0714 |
| <b>sinks</b>  |       |  |  |                  |      |   |   |
|    | S-1   | Rohl- Shaws Original Single-b Bowl Fireclay Apron Sink                     | white                                    | Kitchen: Island  | 1    | 30" x 18" x 10"h apron; 26 3/4" x 15 1/4" x 8 1/2" inside dimensions  |   |
|   | S-2   | Kohler: 8 Degree undercounter sink K-3673 single compartment               | 16 gauge stainless steel                 | Kitchen: Counter | 1    | includes wine glass rack, bottom basin rack, and installation hardware. 31 1/2" x 16 1/2"w x 9 3/4" water depth | Allen Galvin @ Bath & Beyond 77 Connecticut St. San Francisco, CA tel: 415-552-5001 fax: 415-552-0714 |
|  | S-3   | Kohler: 8 Degree undercounter entertainment sink K-3671 single compartment | 16 gauge stainless steel                 | Bar              | 1    | 16 1/2" x 16 1/2" x 9 3/4" water depth; includes wine glass rack, bottom basin rack, & installation hardware    | Allen Galvin @ Bath & Beyond 77 Connecticut St. San Francisco, CA tel: 415-552-5001 fax: 415-552-0714 |
|  | S-4   | Kohler: Undertone undercounter sink K-3325 single compartment              | 18 gauge stainless steel                 | Pantry           | 1    | 21 1/4" x 15 3/4" x 9 3/8" water depth; includes installation hardware  | Allen Galvin @ Bath & Beyond 77 Connecticut St. San Francisco, CA tel: 415-552-5001 fax: 415-552-0714 |

| Item Photo  | Item    | Item Description   | Finish/ Color         | Location(s)                   | Qty.                     | Dimensions & Comments  | Order Contact   |
|---|---------|--|-----------------------|-------------------------------|--------------------------|--|---|
|    | S-5     | Kohler: Ladena Undercounter Lavatory K-2214 Vitreous china                     | white or biscuit- TBD | Bathrooms throughout          | 8                        | 20 7/8" x 14 3/8" x 8 1/8"   | Allen Galvin @ Bath & Beyond 77 Connecticut St. San Francisco, CA tel: 415-552-5001 fax: 415-552-0714 |
|    | S-6     | Kohler: Brockway Wash Sink K-3200(w' two faucets & one soap dish)              | white                 | Bunk Bath                     | 1                        | 48" x 17 1/2" x 15 5/8" deep; drilled for 2 K-8892 Cannonk faucets(seeF-7); soap dish extra K-8880 to be ordered                           | Allen Galvin @ Bath & Beyond 77 Connecticut St. San Francisco, CA tel: 415-552-5001 fax: 415-552-0714 |
|    | S-7     | Wilsonart: Solid Surfaces Utility Sink BK320                                   | linen white           | Laundry Rm.                   | 1                        | Inside Dimensions: 27 3/8" x 17 7/8" x 14" bowl depth; to be used with Solid Surface countertop material- satin nickel drain to be ordered |   |
| <b>shower &amp; bath</b>  |         |  |                       |                               |                          |  |   |
|    | mb-01   | Dornbracht: 27 512 882 Deck-mounted tub mixer w' hand shower set               | matte platinum 06     | master tub                    | 1                        | 8 5/8" spout projection x 89" metal hose- levers included;   | Allen Galvin @ Bath & Beyond 77 Connecticut St. San Francisco, CA tel: 415-552-5001 fax: 415-552-0714 |
|  | mb-02   | Hansgrohe: Unica S 24" Wallbar Set with Raindance S 120 handshower (see below) | brushed nickel        | master shower (Marilyn)       | 1                        | 63" hose; 28 1/4" overall height; slider moves up/down and pivots; angle adjustable handshower holder; 11 1/4" max projection              | Allen Galvin @ Bath & Beyond 77 Connecticut St. San Francisco, CA tel: 415-552-5001 fax: 415-552-0714 |
|    | mb-02.B | Hansgrohe: Raindance S 120 Air 3-Jet Handshower; 5" diam. face                 | brushed nickel        | master shower option(Marilyn) | 1(included in mb-02 set) |  | Allen Galvin @ Bath & Beyond 77 Connecticut St. San Francisco, CA tel: 415-552-5001 fax: 415-552-0714 |

| Item Photo  | Item    | Item Description  | Finish/Color   | Location(s)               | Qty.    | Dimensions & Comments   | Order Contact   |
|---|---------|---|----------------|---------------------------|---------|---|---|
|    | mb-02.C | Hansgrohe: Raindance S120 Air 3-Jet Showerhead; 5" diam face w/ 6" Shower Arm as shown                | brushed nickel | master shower(Henry)      | 1       | showerhead on shower arm; 5" head; 6" showerarm; 1/2" flange  | Allen Galvin @ Bath & Beyond 77 Connecticut St. San Francisco, CA tel: 415-552-5001 fax: 415-552-0714 |
|    | mb-03   | S Thermostatic Trim w' Volume Control   | brushed nickel | master shower             | 2       | 6 3/4" diam; need to determine if mb-03.b will allow shower & jets to be on at the same time  | Allen Galvin @ Bath & Beyond 77 Connecticut St. San Francisco, CA tel: 415-552-5001 fax: 415-552-0714 |
|    | mb-03.B | S Trio/Quattro Trim- 3-way Diverter for shower to body sprays & rainhead(Henry); lever handle         | brushed nickel | master shower             | 1       | 4 1/4" diam(to be placed w/ Henry's Thermostatic Trim/Volume control; rough needed to be ordered- allows for two functions to be on at once | Allen Galvin @ Bath & Beyond 77 Connecticut St. San Francisco, CA tel: 415-552-5001 fax: 415-552-0714 |
|   | mb-04   | Hansgrohe: Raindance C 240 or 300 AIR Showerhead- ceiling mounted 10" diam face or 12" diam face- tbd | brushed nickel | master shower 2nd (Henry) | 1       | 10" diam or 12" tbd   | Allen Galvin @ Bath & Beyond 77 Connecticut St. San Francisco, CA tel: 415-552-5001 fax: 415-552-0714 |
|  | mb-05   | Hansgrohe: Aktiva Bodyspray- 2 spray modes-full and pulsating massage- adjustable spray angle #28451  | brushed nickel | master shower(Henry)      | 2-3 tbd | approx. 2.5"diam; 3" projection from wall   | Allen Galvin @ Bath & Beyond 77 Connecticut St. San Francisco, CA tel: 415-552-5001 fax: 415-552-0714 |
|  | sb-1    | Speakman: Ultra 8-Jet Showerhead and arm/flange set   | satin nickel   | Bath 1, 2, &3             | 3       | Showerhead can be ordered directly or through Restoration Hardware; or Brasstech 8" shower arm 201/15s and Flange for 1/2 ips 206/15s       | Allen Galvin @ Bath & Beyond 77 Connecticut St. San Francisco, CA tel: 415-552-5001 fax: 415-552-0714 |

| Item Photo   | Item         | Item Description  | Finish/ Color    | Location(s)                                 | Qty. | Dimensions & Comments  | Order Contact   |
|--|--------------|---|------------------|---|------|--|---|
|   | sb-2         | Thermostatic Valve 3-994TS 990 series- square plate   | 15s satin nickel | Bath 1, 2, 3, 4, and Bunk Bath tub & shower | 6    | 6 1/2" sq. backplate; thermostatic valve to control temperature- to include in order 1-540 thermo valve rough 3/4"                                 | Chris Goode @ Newport Brass Reference Quote # S1108228<br>tel: 877-560-2818 fax: 508-394-7900         |
|   | sb-3         | Newport Brass: 3-255/15s Trim Kit- Handle/ESC; for stop valve & diverter  | 15s satin nickel | Bath 1, 2, 3, 4, and Bunk Bath tub & shower | 8    | 2 3/8" diam; shut off valve- volume control- to include in order 1-606C stop valve 1/2 inlet; need as diverter for tub/handshower- will need rough | Chris Goode @ Newport Brass Reference Quote # S1108228<br>tel: 877-560-2818 fax: 508-394-7900         |
|  | sb-4         | Newport Brass: 280F/15s Contemporary Hand Shower Kit w' 36" adjustable Slide-Bar; includes 283-3 contemporary hand shower, hose & elbow | 15s satin nickel | Bath 3, 4 and Bunk Bath Shower              | 3    | will need to order diverter for hand-shower @ bunk bath  | Chris Goode @ Newport Brass Reference Quote # S1108228<br>tel: 877-560-2818 fax: 508-394-7900         |
|    | sb-5         | Newport Brass: Tub Spout only 2-242   | 15s satin nickel | Bunk Bath tub                               | 1    |  | Chris Goode @ Newport Brass Reference Quote # S1108228<br>tel: 877-560-2818 fax: 508-394-7900         |
|   | sb-6         | Newport Brass: 280-new/15; Contemporary Hand Shower Set & Elbow   | 15s satin nickel | Bunk Bath tub                               | 1    |  | Chris Goode @ Newport Brass Reference Quote # S1108228<br>tel: 877-560-2818 fax: 508-394-7900         |
| <b>toilets</b>   |              |   |                  |   |      |  |   |
|   | T-1 option a | Duravit: US Toilet #011501- One piece   | white            | throughout                                  | 7    | approx. 15.75" w x 26.6" h   | Allen Galvin @ Bath & Beyond 77 Connecticut St. San Francisco, CA tel: 415-552-5001 fax: 415-552-0714 |

| Item Photo  | Item         | Item Description                                | Finish/Color                         | Location(s) | Qty. | Dimensions & Comments   | Order Contact   |
|---|--------------|---|--------------------------------------|-------------|------|---|---|
|  | T-2 option b | Toto: Eco Soiree Once Piece Toilet/contemporary | white                                | throughout  | 7    | universal height  | Allen Galvin @ Bath & Beyond 77 Connecticut St. San Francisco, CA tel: 415-552-5001 fax: 415-552-0714 |
| <b>bathtub</b>  |              |   |                                      |             |      |   |   |
|  | BT-01        | Kohler: Tea for Two- 5' K-850 no whirlpool      | White w' satin nickel drain/trim     | bunk bath   | 1    | 60" x 32" x 18 1/4" deep  | Allen Galvin @ Bath & Beyond 77 Connecticut St. San Francisco, CA tel: 415-552-5001 fax: 415-552-0714 |
|  | BT-02        | Kohler: Tea for Two- 5.5' whirlpool K-856-H2    | White w' metal jet trim/satin nickel | master      | 1    | 66"l x 36"w x 24"h; Cast Iron; drop in installation; 8 jets- and add neck/lower back jets; pillow ? Tbd | Allen Galvin @ Bath & Beyond 77 Connecticut St. San Francisco, CA tel: 415-552-5001 fax: 415-552-0714 |